



## TECHNICAL DATA SHEET

ADF . 6060

FILLER WET ON WET

WET ON WET FILLER

### DESCRIPTION

Wet-on-wet acrylic filler can be used both as an isolation filler and as a filling filler. The product can be applied directly to the cataphoresis, even without sanding.

#### ADVANTAGES:

1. Speed – it is possible to apply the enamel on the ground after 20 minutes with the possibility of grinding small imperfections (irregularities).
2. Direct application to cataphoresis, even without sanding.
3. Verticality - the product is easy to apply, the likelihood of drips is minimal.
4. Excellent filling effect - the product has a filling level on par with isolation filler.
5. Excellent final aesthetic appearance of the complete coating system – enamel, both water-based and solvent-based (diluent), applied to the ground, both in the wet-on-wet version and in the isolation version, gets a mirror-like, full, shiny, stretched final effect. There is no retraction, and the places where the putty was previously applied are invisible

When using the product in the **wet-on-wet version**, it is recommended to apply the filler in 2 coats with a flash time between them for 5 minutes at 20 °C. After applying the last coat, enamel application is recommended after about 20 minutes at 20 °C. The filler works well with both water-based and solvent-based enamels. In case of unevenness on the surface, the filler can be sanded with P1000 grit already after 20 minutes at 20 °C after the application of the final coat.

When using the product, in the isolation version, the filler can be sanded with P800 grit after 2 hours at 20 °C or after 15 minutes at 60 °C after applying the final coat.








Use tinner or nitro-thinner to flush equipment.












## ADF . 6060

FILLER WET ON WET  
WET ON WET FILLER

### TECHNICAL INFORMATION

	Technical information	Isolation	Wet on wet
	<b>MIXING RATIO</b>	100 : 40 VOL 100 : 33 VOL	100 : 40 VOL 100 : 33 VOL
	<b>PRODUCT, CODE ADF.2050</b>	100 VOL	100 VOL
	<b>HARDENER, CODE ADH.3300</b>	40 VOL 33 VOL	40 VOL 33 VOL
	<b>THINNER, CODE ADT.4400</b>	40 VOL 50 VOL	40 VOL 50 VOL
	<b>POT LIFE (20 °C)</b>	2 H	2 H
	<b>APPLICATION VISCOSITY</b>	16" ±1" DIN/4	16" ± 1" DIN/4
	<b>AIRBRUSH ADJUSTAMENT</b>	2 Turns	2 Turns
	<b>NOZZLE</b>	1,2-1,3	1,2-1,3
	<b>AIR PRESSURE</b>	1,8-2,2 HVLP - RP	1,8-2,2 HVLP - RP
	<b>NUMBER OF COATS</b>	2	2
	<b>TIME INTERVAL BETWEEN COATS</b>	5-10 MIN	5-10 MIN

	<b>FLASH TIME</b>	-	-
	<b>DRY DUST FREE</b>	10 MIN	10 MIN
	<b>READY TO USE</b>	-	-
	<b>THROUGH DRYING</b>	<b>20 °C – 2 H</b> <b>60 °C – 15 MIN</b>	-
	<b>IR – MEDIUM WAVES</b>	10 MIN	-
	<b>IR – GAS-FIRED RADIANT HEATERS</b>	5 MIN	-
	<b>DRY FILM THICKNESS</b>	30-40µ	30-40µ
	<b>YIELD RFU – M<sup>2</sup> / KG X 1 µ</b>	450	450
	<b>ROTO-ORBITAL DRY SANDING</b>	P500-P600	-
	<b>ROTO-ORBITAL WET SANDING</b>	-	-
	<b>MANUAL SANDING ON WET</b>	-	-
	<b>DRY MANUAL SANDING</b>	P600 – P800	-
	<b>OVERCOATABLE</b>	<b>20°C: 2 H</b> <b>60°C: 15-20 MIN</b>	20 MIN
	<b>STORING</b>	24 Months 5 < °C < 35	